

CHELAN COUNTY

MONTHLY FINANCIAL REPORT

FEBRUARY 2012



HIGHLIGHTS:

General Fund summary, projected and actual:

	Projected Year-to-Date	Actual Year-to-Date
Revenue	2,957,214	3,070,345
Expenditures	4,916,118	4,813,502
Net Income (Deficit)	(1,958,904)	(1,743,157)
Beginning Fund Balance	1,600,000	2,231,455
Current Fund Balance	(358,904)	488,298
Ending Cash Balance		1,856,250

The above projected numbers do not include emergency appropriations or unbudgeted revenue. Expenditures, revenues, and fund balances in this report are compiled on the modified accrual basis.



Prepared by:
Brad Posenjak, CPA
 Chief Deputy Auditor
 (509) 667-6655
brad.posenjak@co.chelan.wa.us

Previous monthly financial reports are available at http://www.co.chelan.wa.us/ad/accounting/county_budget.htm

GENERAL FUND - BY CATEGORY

Through February 29, 2012

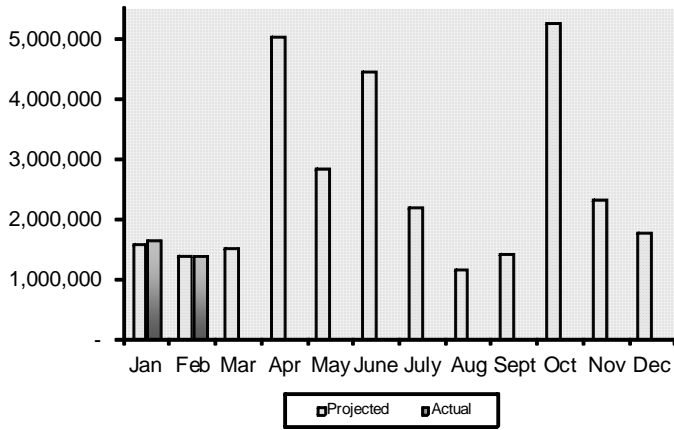
REVENUE	Month-To-Date			Year-To-Date		
	Projected	Actual	Variance	Projected	Actual	Variance
Property Tax	186,617	264,307	77,690	216,301	309,199	92,898
Sales Tax	508,880	499,427	(9,453)	855,667	875,637	19,970
Prop. Tax Penalty & Interest	81,491	65,103	(16,388)	134,400	149,961	15,561
Building and Planning Fees	67,829	51,794	(16,035)	111,867	96,360	(15,506)
PILT	0	0	0	0	0	0
PUD Priviledge Tax	0	0	0	0	0	0
Liquor X & P	0	0	0	12,764	13,930	1,165
Wenatchee Court	14,455	20,895	6,440	19,775	20,895	1,120
Law Enforcement Contracts	24,866	2,609	(22,257)	547,046	511,625	(35,421)
Recording Fees	11,486	10,790	(696)	21,382	21,996	614
Motor Vehicle Licensing	25,187	25,958	771	48,948	51,768	2,820
Probation Services	20,775	16,093	(4,682)	38,274	34,488	(3,786)
Interfund Payments	62,103	60,952	(1,151)	241,091	239,885	(1,206)
Court Fines	70,571	48,450	(22,121)	128,997	100,807	(28,191)
Treasury Interest	14,110	3,770	(10,340)	21,198	19,853	(1,345)
Grants\Entitlements	146,921	158,544	11,623	329,381	308,753	(20,628)
Other *	138,179	173,897	35,718	230,123	315,188	85,066
TOTAL	1,373,471	1,402,589	29,119	2,957,214	3,070,345	113,131

EXPENDITURES	Month-To-Date			Year-To-Date		
	Projected	Actual	Variance	Projected	Actual	Variance
10 - Salaries & Wages	1,172,164	1,153,009	(19,155)	2,348,166	2,294,324	(53,842)
20 - Personnel Benefits	451,918	442,071	(9,847)	936,836	905,457	(31,379)
30 - Supplies	37,463	62,747	25,284	65,615	135,068	69,453
40 - Other Services/Charges	369,878	341,611	(28,267)	782,581	671,836	(110,745)
50 - Intergovernmental Svcs	21,311	47,554	26,242	50,042	75,978	25,937
90 - Interfund Payments	288,817	289,069	252	732,878	730,838	(2,040)
00 - Reclassifications	0	0	0	0	0	0
TOTAL	2,341,552	2,336,061	(5,491)	4,916,118	4,813,502	(102,615)

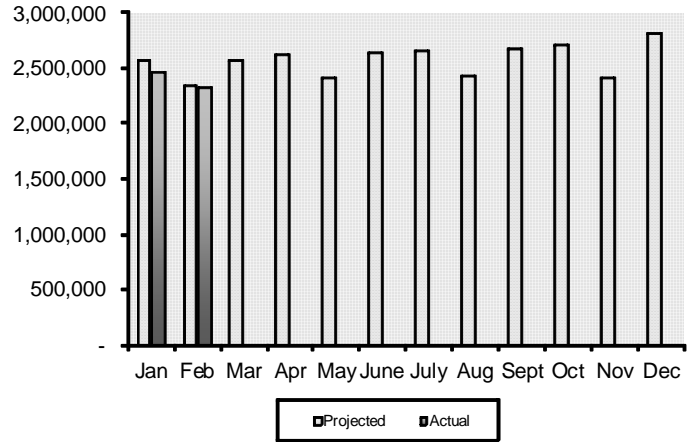
Projected columns are calculated by comparing actuals from the past five years on a monthly basis.
The monthly averages are then applied to the 2012 budget.

* Other revenues include various small fees, grants, and state funds.

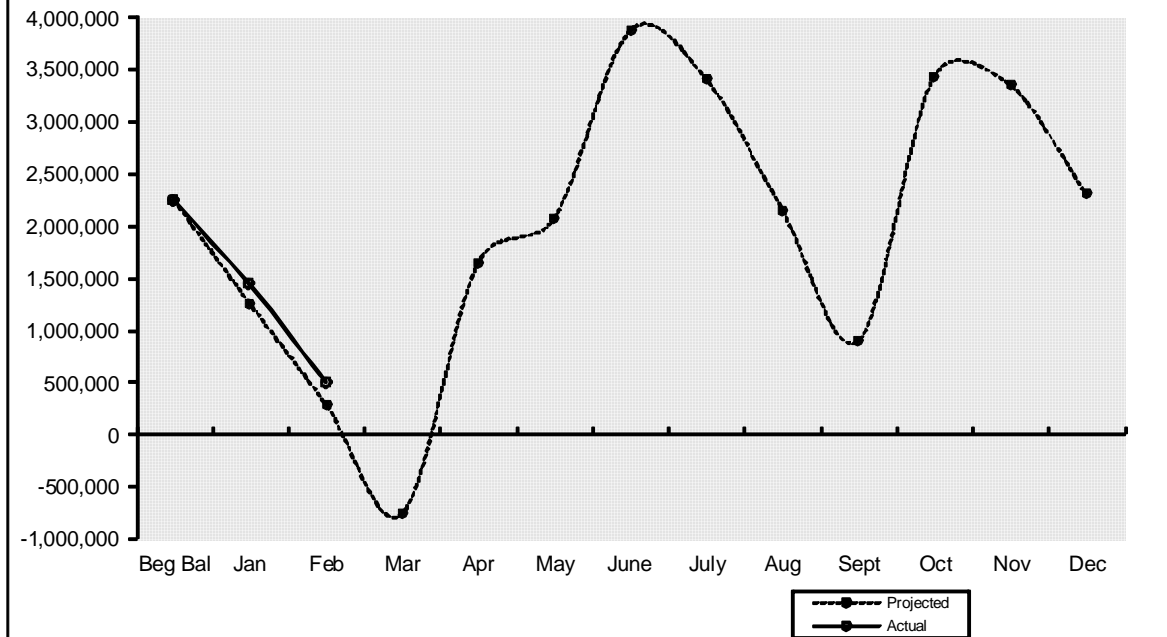
MONTHLY GENERAL FUND REVENUES



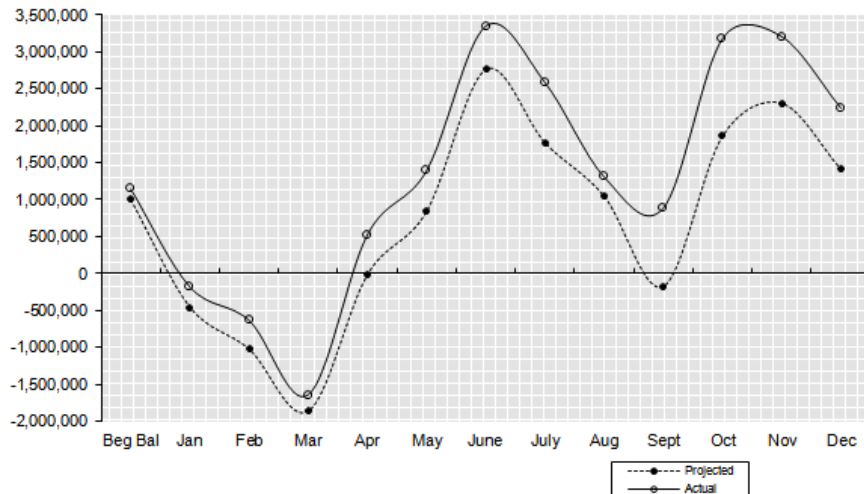
MONTHLY GENERAL FUND EXPENDITURES



2012 GENERAL FUND BALANCE



2011 GENERAL FUND BALANCE



REVENUE

Through February 29, 2012

GENERAL FUND

Dept # / Department	2012 Budget	2012 Actual	Balance	Percent Received
010 Reserve	0	61	(61)	100.0%
010 Assessor	40	4	36	10.9%
015 Auditor	853,967	108,384	745,583	12.7%
020 Community Development	1,011,307	101,922	909,385	10.1%
040 Clerk	786,515	167,087	619,428	21.2%
045 Commissioners	9,153,453	1,037,454	8,115,999	11.3%
050 Coroner	15,000	9,835	5,165	65.6%
052 Information Technology	107,444	23,742	83,702	22.1%
055 Facilities Maintenance	634,294	117,176	517,119	18.5%
065 District Court	1,319,653	154,717	1,164,936	11.7%
066 District Court Probation	306,529	35,758	270,771	11.7%
075 Extension Services	56,385	2,068	54,317	3.7%
085 Juvenile Services	653,997	60,666	593,331	9.3%
105 Non-Departmental	623,440	80,571	542,869	12.9%
139 Child Support Enforcement	402,638	25,928	376,710	6.4%
140 Prosecuting Attorney	561,841	49,348	512,493	8.8%
145 Sheriff	2,685,926	547,410	2,138,516	20.4%
155 Superior Court System	89,951	40,670	49,281	45.2%
165 Treasurer	1,093,218	198,343	894,875	18.1%
170 Property Taxes	10,572,216	309,199	10,263,017	2.9%
TOTALS	30,927,814	3,070,345	27,857,469	9.9%

SPECIFIC FUNDS

Fund	2012 Budget	2012 Actual	Balance	Percent Received
110 County Roads	17,422,317	500,348	16,921,969	2.9%
119 Ohme Gardens	206,690	5,155	201,535	2.5%
125 Horticulture	121,758	2,447	119,311	2.0%
128 Noxious Weed	299,951	9,006	290,945	3.0%
180 Natural Resources	3,977,152	0	3,977,152	0.0%
405 Wenatchee River Park	242,250	5,405	236,845	2.2%
410 Expo Center	146,162	20,476	125,686	14.0%
411 Fair	173,500	0	173,500	0.0%
450 Regional Justice Center	8,179,838	1,627,661	6,552,177	19.9%

* Includes additional revenue budget than what was originally budgeted

EXPENDITURES

Through February 29, 2012

GENERAL FUND

Dept # / Department	2012 Budget	Budget Adjs	2012 Actual	Balance	Percent Expended
010 Assessor	1,107,849	0	159,120	948,729	14.4%
015 Auditor	1,058,166	0	193,554	864,612	18.3%
016 Board of Equalization	7,045	0	730	6,315	10.4%
020 Community Development	1,476,894	0	212,419	1,264,475	14.4%
030 Civil Service Comm	11,097	0	592	10,505	5.3%
040 Clerk	1,014,020	0	181,533	832,487	17.9%
045 Commissioners	657,054	0	109,255	547,799	16.6%
050 Coroner	168,850	0	24,018	144,832	14.2%
052 Information Technology	600,422	0	92,165	508,257	15.4%
055 Facilities Maintenance	1,466,271	0	197,591	1,268,680	13.5%
065 District Court	1,131,163	0	181,448	949,715	16.0%
066 District Court Probation	405,227	0	67,667	337,560	16.7%
075 Extension Services	275,735	0	34,749	240,986	12.6%
085 Juvenile Services	2,598,999	0	406,660	2,192,339	15.6%
105 Non-Departmental	7,215,183	0	1,099,342	6,115,841	15.2%
139 Child Support Enforcement	354,044	0	50,092	303,952	14.1%
140 Prosecuting Attorney	1,792,224	0	305,447	1,486,777	17.0%
145 Sheriff	7,982,690	0	1,253,077	6,729,613	15.7%
155 Superior Court System	963,606	0	150,968	812,638	15.7%
165 Treasurer	577,206	0	93,077	484,129	16.1%
TOTALS	30,863,745	0	4,813,502	26,050,243	15.6%

SPECIFIC FUNDS

Fund	2012 Budget	Budget Adjs	2012 Actual	Balance	Percent Expended
110 County Roads	17,803,477	0	1,219,316	16,584,161	6.8%
119 Ohme Gardens	227,142	0	22,838	204,304	10.1%
125 Horticulture	134,149	0	11,446	122,703	8.5%
128 Noxious Weed	311,633	0	36,900	274,733	11.8%
180 Natural Resources	3,999,676	0	155,430	3,844,246	3.9%
405 Wenatchee River Park	266,345	0	15,023	251,322	5.6%
410 Expo Center	136,308	0	23,657	112,651	17.4%
411 Fair	172,166	0	2,806	169,360	1.6%
450 Regional Justice Center	8,430,974	0	1,440,610	6,990,364	17.1%

CASH & INVESTMENTS

Fund	December 31, 2011 Cash & Investments	January 31, 2012 Cash & Investments	February 29, 2012 Cash & Investments
010 General	3,277,672	2,795,897	1,856,250
110 County Roads	2,891,144	2,805,531	3,110,024
119 Ohme Gardens	96,464	85,116	77,419
125 Horticulture Pest & Disease	28,740	21,284	31,546
128 Noxious Weed	22,993	5,880	6,063
140 Cashmere-Dryden Airport	16,269	24,475	34,218
180 Natural Resources	141,530	138,956	126,393
190 Criminal Justice Tax	1,229,118	1,224,356	1,288,426
301 REET 1	1,115,784	1,134,124	1,143,076
405 Wenatchee River Park	74,516	64,853	60,136
410 Expo Center	23,198	24	5,278
411 Fair	17,778	14,592	14,153
450 Regional Justice Center	1,192,705	1,097,472	1,055,558
510 ER&R	2,183,593	1,730,172	1,706,010
526 Health Insurance	249,556	230,714	234,066
Motor Pool	N/A	299,113	243,313
535 Unemployment Comp	89,726	102,711	94,581
540 Tort Claims & Insurance	106,439	64,436	36,729

Accounts Receivable Outstanding Older than 30 days

Auditor

010015-01227	4/5/2010	North Meridian Title & Escrow	682.00
010015-01237	4/16/2010	North Meridian Title & Escrow	5,509.00
010015-01242	5/7/2010	North Meridian Title & Escrow	4,410.00
010015-01252	5/19/2010	North Meridian Title & Escrow	5,889.00
010015-01256	6/2/2010	North Meridian Title & Escrow	5,216.00
010015-01266	6/21/2010	North Meridian Title & Escrow	5,265.00
010015-01270	7/1/2010	North Meridian Title & Escrow	7,446.00
010015-01281	7/19/2010	North Meridian Title & Escrow	3,019.00
010015-01517	12/21/2011	Chelan Co Fire Dist No 10	50.00
010015-01519	12/21/2011	Hospital District No 1	3,369.83

Community Development

010020-00130	10/3/2011	Chelan Co Natural Resources	380.53
--------------	-----------	-----------------------------	--------

Clerk

010040-00525	1/27/2012	The Bell Law Firm, PLLC	200.00
010040-00527	1/27/2012	Carlson, McMahon & Sealby	500.00
010040-00535	1/27/2012	Tony Ditommaso	200.00
010040-00536	1/27/2012	Bakke Law Group	200.00
010040-00538	1/27/2012	Fuller & Associates	200.00
010040-00539	1/27/2012	N Smith Hagopian	200.00
010040-00544	1/27/2012	Drewelow, Woolett Johnson	500.00
010040-00550	1/27/2012	Northwest Justice Project	200.00
010040-00552	1/27/2012	Rosemary Phlugrath	200.00
010040-00554	1/27/2012	Michael Platts	200.00
010040-00558	1/27/2012	Charles R Steinberg	200.00
010040-00561	1/27/2012	Scott Volyn	200.00
010040-00564	1/31/2012	DCFS	200.00

Sheriff

010145-00949	10/28/2011	US Dept of Justice	5,168.56
010145-00975	12/31/2011	State of WA - Stop Grant	17,804.00
010145-00976	12/31/2011	Chelan Co Fire Dist No 1	990.90

Noxious Weed

128001-00042	1/3/2012	WA St Dept of Fish & Wildlife	351.50
128001-00043	1/3/2012	WA St Dept of Natural Resourc	439.94

Community Services & Housing

163001-00014	10/7/2010	DCTED - OCD - Housing Div	22,727.95
--------------	-----------	---------------------------	-----------

Public Works

110001-00472	12/2/2011	City of Entiat	3,939.35
401001-01493	8/19/2010	Tiedeman Construction	4,969.00
401001-01862	12/5/2011	Cascade School District	64.00
403001-00266	12/1/2011	City of Entiat	225.00
510004-01376	12/1/2011	Chelan County Juvenile	2.00
510004-01416	12/31/2011	Chelan County Sheriff	92.10

Natural Resources

180001-00708	12/31/2011	WA St Dept of Ecology	9,191.01
180001-00713	12/31/2011	National Fish & Wildlife Found	2,022.12
180001-00714	12/31/2011	National Fish & Wildlife Found	18,641.10
180001-00717	12/31/2011	WA St Dept of Ecology	16,769.66
180001-00719	12/31/2011	WA St Dept of Ecology	0.14
180001-00720	12/31/2011	Emergency Management WA	1,136.31
180001-00722	12/31/2011	Recreation/ Conservation Office	36,257.59
180001-00723	12/31/2011	Recreation/ Conservation Office	7,511.33
180001-00724	12/31/2011	Recreation/ Conservation Office	3,897.24

Regional Justice Center

450001-01865	05/24/2011	DHS/ICE	147.00
450001-01876	06/06/2011	DHS/ICE	367.50
450001-01909	07/05/2011	DHS/ICE	955.50
450001-01941	08/02/2011	DHS/ICE	294.00
450001-01944	08/02/2011	Score	2,730.00
450001-01973	09/05/2011	DHS/ICE	441.00
450001-02014	10/04/2011	DHS/ICE	220.50
450001-02036	10/19/2011	Douglas County	505.94
450001-02052	11/02/2011	DHS/ICE	1,617.00
450001-02072	11/17/2011	Douglas County	6,075.77
450001-02083	12/05/2011	DHS/ICE	588.00
450001-02101	12/14/2011	Disability Determination SVCS	22.00
450001-02114	12/31/2011	DHS/ICE	661.50
450001-02128	01/12/2012	Department of Corrections	133.00

Health Insurance

526001-00003	12/31/2010	Daryl Mathena	1,441.03
526001-00004	3/8/2011	Daryl Mathena	458.78

If any of these outstanding receivables have been paid, will not be paid, or need adjustment,
please contact the Chelan County Auditor's Accounting Office.